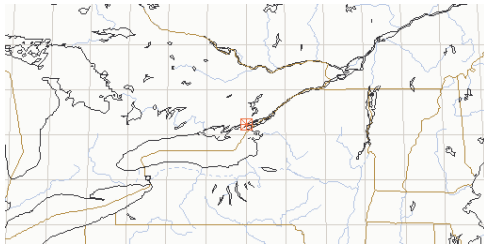

Pathology News

Vol. 9#09

September 2002



Publishing Info


Pathology News
Department of Pathology,
Richardson Labs
Queen's University, Kingston, Ontario K7L 3N6
Canada

Available in adobe acrobat format at
<http://www.path.queensu.ca/>

Published monthly, Circulation 150

For article submissions

<mailto:newsletter@cliff.path.queensu.ca> Newsletter, Dept of Pathology, Richardson
Labs, Queen's University, Kingston Ont K7L 3N6
or FAX to 613-533-2907
or email to:
newsletter@cliff.path.queensu.ca



We publish only that which is
submitted!

(There are no expense accounts
and no reporters)

If there is no news about your area
that means we haven't received
any!

From the Head

Welcome Dr. Phillip Isotalo

I am pleased to announce that Dr. Phil Isotalo joined the Division of Anatomic Pathology on August 19, 2002. After graduating cum laude from the M.D. program at the University of Ottawa, Phil undertook residency training in general pathology, also in Ottawa. Immediately prior to coming to Queen's he completed a Fellowship in surgical and medical pathology at the Mayo Clinic. During the last several years of his training, Phil was the recipient of numerous awards which recognized the high quality of his research. His current research interests include molecular genetic diagnostics and he will be involved in the department's tumour banking initiative. Phil's clinical interests include a number of areas in oncologic pathology and he will be participating actively in the breast, urologic, pulmonary, and head and neck services of surgical pathology. Phil also brings to Queen's interesting extracurricular expertise. He describes himself as an amateur naturalist and paleontologist and was a founding member of the Ottawa Paleontological Society. Phil's office is located on Douglas 2 in KGH and he can be reached by phone at 549-6666 ext. 3538 or by email isotalo@cliff.path.queensu.ca.

For Your Info

6th Annual A.A. Travill Debate

Be it resolved that:

"Natural remedies offer an effective, alternative approach to disease treatment, and that access to funding for these therapies should be equal to that provided for conventional medical care."

Dr. A. Ross Morton and Aaron Johnston

vs

Dr. William MacKillop and Nicola Matthews

Thursday, 19 September 2002

5:00 p.m. to 6:00 p.m.

Etherington Hall Auditorium

Sabbatical and Academic Leave

Sabbatical and academic leave applications for GFT and QUFA bargaining unit members of faculty for the 2003/04 academic year are **due in the Faculty Office by Thursday, October 31, 2002**. Although Adjunct members of faculty are not eligible to apply for sabbatical or academic leave, they may apply for negotiated leave.

GFT members of faculty should follow the procedures outlines in the Senate Statement on Academic Leave. This document is available on the Queen's web site at <http://www.queensu.ca/secretariat/senate/policies/aclvpol.html>. Members of the QUFA Bargaining Unit should refer to Article 33 of the Collective Agreement which is also available on the Queen's web site at <http://www.queensu.ca/qufa>.

The completed application form is to be accompanied by a statement from the applicant, as outlined in the relevant documents noted above, and a letter of recommendation from the Head. For faculty whose salary support is derived from an external agency, written approval from that agency must accompany the leave application. See Barb in Dr. Young's office is you need a copy of the application form.

Milestones

KGH

25 years - David Dexter, Aimee Axler, Teresa Beasley

30 years - Dianne Armstrong, Zenaida Dela Cruz

G

 rants'N'Such

The Grant supplement will no longer be included in paper form. It will only be available from the website listed below:

<http://www.path.queensu.ca/pathnews/grants.pdf>

If you spot a grant of interest, please print out **ONLY THAT PAGE** and not the entire document! Sometimes this file runs into 25 pages!

D r. Dexter's Corner

What's in a Name? From Formalin to Fashion

Good lab practice ensures that all containers, solutions and substances are labeled and dated as to when prepared. When we started preparing formalin filled specimen jars for clinic biopsies and then the operating room, I considered labeling of each and every jamjar a tedious and make-work project - indeed use of lab hours that could be doing much more useful and valued tasks elsewhere. Pre-labeled, pre-filled specimen containers could even be purchased but at quite a cost (90 ml containers \$51.40 US per hundred). The specimens spend but a short time in formalin before grossing and blocking (an activity reminiscent of American Football). Was the label "Danger Formalin" really necessary?

Two things, amongst others, served to help justify. Firstly one of our residents (when we had lots of them) was very formalin sensitive. So much so, advice was proffered to seek an alternate branch of medicine. It was not to be. Determination, commitment and a distinct flare for Pathology created an innovative approach. At last ventilation over the cutting table was properly adjusted and a filtered gas mask presented the means.


A second sentinel event was a mishap in an operating room (St Elsewhere) where, in error, formalin was injected into a patient resulting in unnecessary morbidity. Whether labeling could have prevented the incident is moot. People still drive through Stop signs on familiar routes homeward bound. The labeling is large - measurable in feet in fact - and done up in bright colours (red), which reflect light. Errors abound where one thinks they should be least likely.

So I support the labeling of all those thousands of specimen jars that their content, though transparent and innocently clear, is a potentially noxious and hazardous substance.

Following 9.11, name tags came to the fore. New ones were done up and most seem festooned on bright ribbons around the neck. No one seems to have highlighted the "Danger of Dangling". The shedding of bacteria into the patient or the potential of the tag getting caught in a vortexer, with the risk of strangulation, have been overlooked. But at least we know who we are and who you are.

Wandering in the mall or down Princess Street illustrates a weakness in the notion that names can be distinctive or else it uncovers a degree of human cloning hidden heretofore from science. A few years ago one saw a French invasion by the Lacoste clan. There were a lot of them, so many that they did not use first names - just their last surname usually over the left breast. It was confusing.

Recently I have been shocked at the consanguinity which is clearly rampant in the communities both large and small across North America. Some articles ago I mused on the philosophical question as to "Where's Waldo?". I would readjust my question to ask "Who is Tommy Hilfiger?". He is everywhere, even occasionally in twos and threes, presumably not monozygotic for there is often little in the way of family resemblance. They are certainly prolific offspring of parents whose name choices are both limited and fixated. A further difficulty is that almost all of the family is congenitally deaf, and undoubtedly would be a fascinating subject for genetic studies. This is an experiment almost anyone can do. Next time you see one of those chaps wearing a shirt proudly emblazoned with their name, go up to them and say in a loud voice "Hello Tommy, it is nice to see you again!" - I can guarantee that all you will get is a blank stare. Names, while predictably useful, can fail the test of practicality.



As we delve into cellular structure moving from the Crick and Watson helix to proteomics and microarrays, we discover, as if we did not doubt, that just as each of us is unique so are each of our tumours. We do have selected things in common and if we choose wisely each set of antigens or markers will serve to make useful distinctions with diagnostic and therapeutic value. Those marker sets serve as well to categorize our diagnoses. It is unfortunate that we have too many diagnostic groups and far too few therapeutic modalities to ideally customize each case ("to let the punishment fit the crime" Gilbert and Sullivan).

Maybe that is where the problem lies in the Urban and Suburban theatres. There are too many "Tommys" for the name to be a useful distinguisher. Despite the "Tommy" thing, I have not given up on names. They have great potential - the system just needs a tweak or two.

D. Dexter

Who's Where! The Migratory Patterns of Pathologists

Every year Queen's University and the students develop a telephone book to facilitate the ever-increasing student populace to find each other. Something that was popular in the heady days of the 60's was the search for the eternal truth and the importance of finding oneself.

The recent appointment of a new chairman in the Department causes Dr. Iain Young to shift from the powerhouse of Douglas 2 to the seat of all power in Richardson Laboratories. The expected ripple effect turned into a maelstrom and mass migration from one office to another and in one case to a second served to confuse the secretaries, the technologists, the telephones and the computer links. Like Alice in Wonderland, there were doors to choose from, each hiding unexpected treasures. Dr Phil Isotalo has joined us representing a new face. It is still not over for one more move is yet to occur.

There is actually not much between the offices. Some are slightly bigger than others. Right handers are generally disadvantaged for the office furniture design and placement puts the computer keyboard on the left side of the microscope rather than the right. Some have enormous windows permitting National Geographic views of the defecation habits of brooding pigeons. No one has applied for grants into the pathologic aspects of ornithosis or the variety of infective agents associated with pigeons - obviously a missed opportunity.

Other offices have variable heating/cooling qualities. One individual (dfd) keeps his office so cold that meetings and discussions held therein are remarkably short. The claim is made that touching, adjusting or even thinking about altering the thermostat would instantly result in a total system breakdown and soaring temperatures quite on par with the black hole of Calcutta (probably totally groundless Ed:).

The fear of German Invasion of Britain in World War II led to a number of remarkable developments. One was the Home Guard. This, at one point, was a melange of men whose principal distinction was that they were not fit by a number of criteria to fight - at least outside of the country. Armed with a motley collection of farm and gardening tools and armaments, they defended Britain on the Home Front. From the Coast Watchers to Looking out for Night Bombers, they served as an early warning system - the latter as Radar was still in its infancy and not fully reliable.

Beyond the Fringe, a 60's group, devoted a number of skits to the war and the defence of the realm. One had people growing carrots for the Nightfighters and Deadly Nightshade for the Boche. Several erstwhile Home Guard types hatched a great plan for the disorientation of enemy ground troops. In addition to the Black Out of all lights, they would alter the road signage! A discourse similar to the following occurred. "Aargh" says one. "If I put Norwich where Ipswich was...." "And I'll put Ecling where Nottingham was...." There was a moments silence as the men admired their handiwork. "That'll fool the Boche! Ha ha ha!" Then, as they hopped onto their bicycles, one said to the other "Here, how do we get home?!"

Douglas 2 is, at the moment, a bit like that! Who is where?



D. Dexter

Publications

Seeking Employment

If you are interested in hiring her as a Postdoc please contact directly.

I am glad to write this letter for applying a postdoctoral research job . As a Ph.D student, I have finished my research study, submitted my thesis and passed the defense. Two month later, I will get Ph.D degree. My thesis for M.D is "Study on the relationship among the 67KD Laminin-Receptor expression, interstitial microvascular density and tumor metastatic ability in breast carcinomas". Meanwhile, I have done much more study about tumor growth factor and related gene expression. My thesis for Ph.D is "Cloning, expression of VEGFR2 fragment and its effect on tumor angiogenesis." And I have done some other experiments and grasped some research methods such as H.E. staining, imunohistochemistry, immunity fluorescence, double immunohistochemistry, transmission electron microscope, special staining, technique, three-dimensional structural analysis, in situ hybridization, et al and some technique about molecular biology. My section [criterion for postdoctoral](#) research is related to experimental pathology or molecular, cell biology, especially about cancer research.

My referees: 1. Prof. yulin Li, No.13, qianwei street, Changchun city, Jilin Province, China.Tel:86-431-5634826.

2. Prof. Xulan Gao, No.8, huimin Road, Changchun city, Jilin Province, China.Tel:86-431-5621792.

3. Prof. Shan Wu, 5701 Manhall Road pittshargh. PA.1321.U.S.A.
Email:shanwu55@hotmail.com

Baijun kou

Job Opportunities

University of Ottawa

The Department of Cellular and Molecular Medicine is embarking on the next phase of its research expansion. They are therefore seeking dynamic individuals to fill up to six tenure-track positions at the junior or senior level. Outstanding candidates will be eligible for Canada Research Chairs. Strong candidates using innovative approaches to study important biological problems in any field are invited to apply. Current research strengths in the Department range from Molecular Studies to Systems Biology and are focused on the fields of

Neuroscience, Muscle Biology, Kidney Research and Growth and Development. Candidates will be expected to develop a vigorous and independent research program and to contribute to the teaching mission of the Department. Proficiency in both English and French would be an asset. More information on the Department can be obtained at <http://www.uottawa.ca/academic/med/cellmed/>

Submit a CV, a list of at least three references and a statement of research interests to: Dr. Bernard J. Jasmin, Professor and Chair, Department of Cellular and Molecular Medicine, Faculty of Medicine, University of Ottawa, 451 Smyth Road, Ottawa, ON K1H 8M5.

University of California Davis School of Medicine

The UC Davis School of Medicine, Dept. Of Medical Microbiology and Immunology invites applications from highly (PhD, MD/PhD or MD) qualified individuals for 2 tenure-track faculty positions at the Assistant or Associate/Full Professor level to develop research programs in (i) immunology and (ii) genomics of host-pathogen interactions and pathogenesis. The successful applicants will have relevant post-doctoral experience, high quality peer reviewed publications and will be expected to establish and maintain a high quality, extramurally funded research program. Applicants with expertise or interest in mucosal immunology are particularly desirable. Applicants should send a CV, up to three representative reprints, a brief statement of research interests and should arrange for 3-5 letters of reference to be sent to: Dr. Satya Dandekar, Chair, Department of Medical Microbiology & Immunology, School of Medicine, University of California, One Shields Avenue, Davis, CA 95616-8645, USA.

Ontario HIV Treatment Network

The OHTN's HIV Information Infrastructure Project is seeking a Director of Science for HIIP who will be responsible for providing leadership and direction to ensure that HIIP meets its research mission and mandate. The Director of

science will support and participate in collaborative research using HIIP data to significantly advance knowledge in the field. The Director of Science will be responsible for research activities related to HIIP data. This will include ensuring HIIP data is scientifically robust, ensuring development of research strategies and plans, building and maintaining relationships and researchers and other stakeholders, generating enthusiasm for the research potential of HIIP, building collaborative research teams, supporting research initiatives, participating in research teams and providing leadership in cohort research.

They are seeking an established scientist with a demonstrated ability to develop an independent research program in HIV. The candidate must have an established record of excellence in research related to HIV. An MD or PhD degree with at least 3-5 years of relevant post-doctoral experience is expected. The ideal candidate will have a demonstrated aptitude for collaborative research, a demonstrated ability to communicate with researchers from a variety of disciplines and with other community stakeholders. Knowledge of and experience with research involving cohort and observational data, and knowledge of and sensitivity to the community and social issues involved in HIV research would be valuable. A detailed position guide, and additional information about the OHTN and HIIP, can be found at www.ohtn.on.ca.

Please forward your resume via fax or e-mail only to: Administrative Coordinator, Ontario HIV Treatment Network, 1300 Yonge Street, Suite 30, Toronto, ON M4T 1X3. Fax: 416-640-4245; e-mail: info@ohtn.on.ca.

Dalhousie University

The Faculty of Medicine in Dalhousie University and Capital Health are jointly recruiting a new academic and administrative leader for the University and District Pathology Department. The University Department Head position is a limited term academic appointment responsible

for the administration and development of clinical, teaching and research programs in the Department and its affiliated teaching hospitals. In Capital Health, the District Chief of Pathology provides dynamic leadership, vision and excellent management to meet the goals and objectives of Capital Health, ensuring the highest quality of pathology service, education and research with available resources and aligned strategically and operationally to meet the needs of an integrated health system. The successful candidate will most likely have an MD Degree or MD/PhD Degree, hold or be eligible for medical licensure in Nova Scotia and hold or be eligible to sit for RCPSC certification in pathology.

Send applications (before Friday, November 15, 2002) with current CV and the names and addresses of three referees to: Dr. Walter Schlech, Chair, Pathology Search Committee, c/o Faculty of Medicine, Dalhousie University, Room C-205, CRC, 5849 University Avenue, Halifax, NS B3H 4H7.

Richardson Research Seminars
 Department of Pathology
Seminar Schedule 2002 - 2003
Tuesdays @ 4:00 p.m.
Richardson Amphitheater, Richardson
Laboratory

Date	Speaker
September 10	Student Orientation
September 17	Dr. Mickie Bhatia University of Western
September 24	Lee Fraser, PhD Student (Dr. Davey)
October 1	Dr. John Bell Ottawa Regional Cancer
October 8	Peter Truesdell, PhD Student (Dr. Greer)
October 15	Brian Brown, PhD Student (Dr. Lillicrap)
October 22	Dr. Norman Iscove Ontario Cancer Institute,

October 29	
Special Seminar	Dr. Matt Van de Rijn
November 5	Dr. Alain Lagarde Ottawa Health Research
November 12	
November 19	Dr. Scott Davey Cancer Research



Software Upgrades

The next big upgrade will be the switch from **MS Windows NT4 operating system to MS Windows NT2000 Pro**, over the next few months. This is mainly due to Microsoft discontinuing support for the old operating system (which we have been using for about 5-6 years), the hospital is switching over to it and the fact that we need USB port support more and more for various peripherals such as digital cameras, printers, scanners, etc. NT4 does not support the USB port at all.

To date we have about 20 workstations switched over, all with varying degrees of difficulties.

Packman has been upgraded to version 6 and along with it, norton antivirus gets replaced with a new version of symantec antivirus (symantec bought out norton some years ago but the name of the product hasn't changed until recently).

Hardware Upgrades

Over the last two weeks, all faculty workstations have been upgraded from 128mb to at least 256mb of memory. This will not necessarily make your workstation faster, but it will make it not slow down as much when you start using many memory-intensive programs all at the same time, or when dealing with graphical programs (presentations, powerpoint, acdc, etc)

Network News

On Wednesday evening, September 4th, KGH ITS “fixed” something inside their network. At that time we lost access to: Telnet to LIS, Print from LIS, telnet to PCS, telnet to SAP, Cytovision peer to peer, email into kgh and more.

Since then, the email situation has been resolved (we and the rest of Queen’s can now send email into KGH, KRCC and others handled by KGH). We have locally resolved the issue about telnetting into the LIS, PCS and SAP.

Outstanding issues to date are the loss of LIS printing to our Pathnet printers (130.15.144.x) and Cytovision peer to peer file sharing.

Richardson Labs Rewiring Project

The majority of the rewiring project has been completed. Crews should be in to touch up and beautify the area and then we start looking at scheduling the crossover of telephones and computers to the new wiring system.

LISImage

Date	#cases	#photos	Total Gb
2002 Sep 16	2358	10664	26
2002 July 16	2311	10089	24%
2002 June 14	2284	9913	23%
2002 May 07	2224	9454	21%
2002 Apr 09	2138	8946	19%
2002 Mar 07	2064	8607	17%
2002 Feb 04		1984	8197 9.1
2002 Jan 02	1886	7706	7.4
2001 Sept 12	1529	5988	4.5

You can read more about the LISImage system at

<http://www.path.queensu.ca/queens/lisimage.htm>